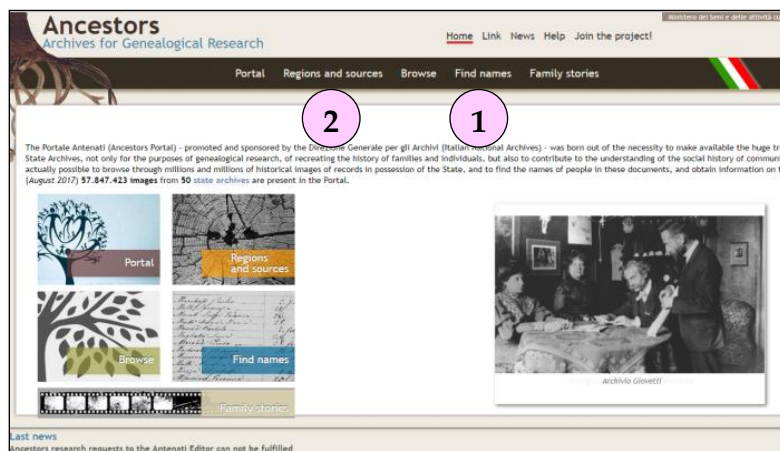


The National Archives of Italy's ANCESTORS PORTAL

1. The National Archives has some of the same records as FamilySearch and many records FamilySearch doesn't have. It is always a good practice to search the National Archives of Italy in addition to FamilySearch.
2. CLICK on <http://www.antenati.san.beniculturali.it/en>. There are two search options to consider: (1) "Find names" and (2) "Regions and sources."



3. CLICK on "Find names" and you will see the screen below.

Find Names

ITALY

Digital images of the civil records in the state archives

In this section of The Portal, it's possible to search for names of people using the first and/or last name; the search can also be more specific by indicating the community or village of birth or residence, and a defined chronological time period. Once found, the name of the person is linked to the image of the record that is being researched (birth, marriage, death). The number of searchable names is substantially less than the number of images available on the portal, because indexing is a slow and laborious process that requires a great commitment of human resources and time. Users can contribute to make available for free online hundreds of thousands of names working together, on a voluntary basis and with maximum flexibility, the indexing. Those interested can write to [editorial board](#)

E' possibile effettuare ricerche per nominativo nella documentazione dei seguenti Archivi di Stato:
Asti, Bari, Bergamo, Caltanissetta, Campobasso, Cremona, Enna, Forlì-Cesena, Genova, Grosseto, Imperia, L'Aquila, Mantova, Modena, Mondovì (Cuneo), Napoli, Pescara, Prato, Ragusa, Reggio Calabria, Rieti, Savona, Taranto, Trapani, Udine, Urbino, Viterbo.

Per i dettagli delle serie indicizzate clicca qui

For further information, consult the page [How to do civil and genealogical research](#), the page [The documentary sources of the state archives for civil and genealogical records](#) and the [Help](#) page.

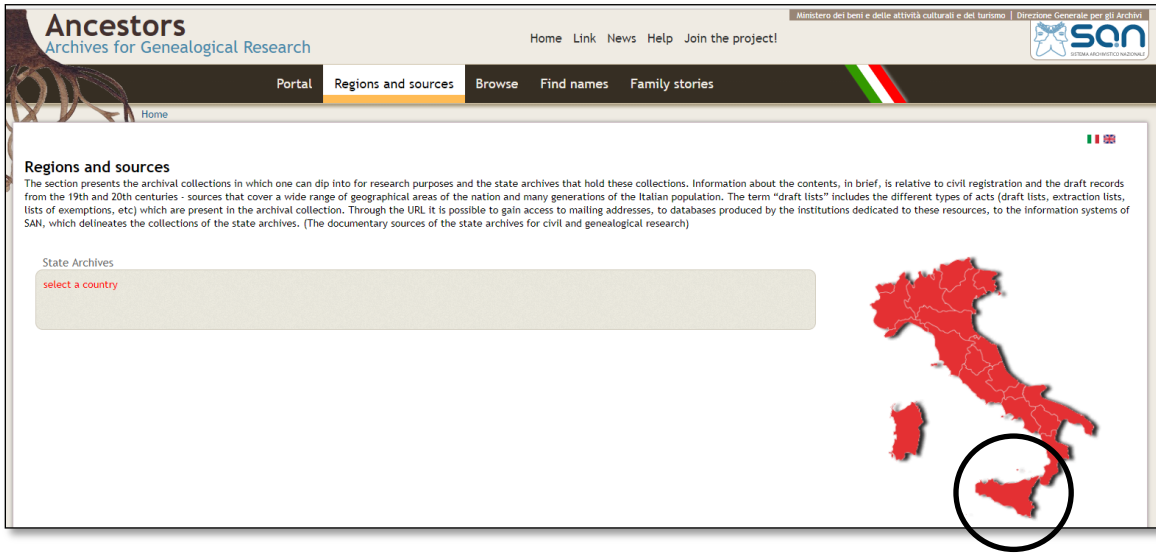
Name: Surname:

Collections: Place:

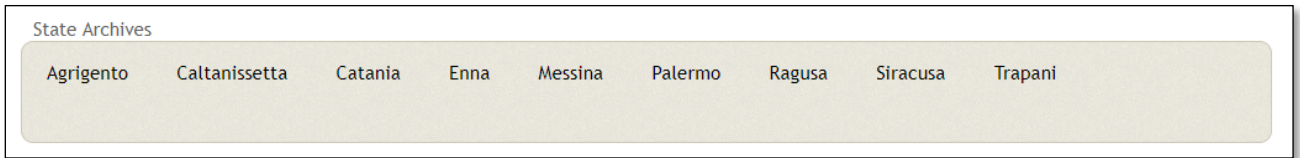
From Year: To Year:

- a. First, be sure to check the Archivi di Stato (State Archives) to see if the records for the State Archives for your province (**Catania**) have been indexed and are included in this database. You'll see **Catania** is not listed, so that means **Catania's** records have not been indexed yet. However, records are being added everyday so you need to check back often to see if **Catania's** records have been added.
- b. On this screen, you can enter Lastname and Name, and narrow your search by selecting the type of Collection (Birth, Marriage, Death) you desire as well as inputting a Place or Year Range.

4. Now CLICK on “Regions and sources” and you will see this screen:



5. CLICK on the “Sicily” region and the State Archives of Sicily will appear.



6. Now CLICK on “Catania” and you will see the following screen which states that “Images not yet available” for Catania. Again, you need to check back often to see if Catania’s record have been added.

